

## Amundi Equity Global Luxury and Lifestyle

### Detailed fund information

<b>Unit name</b>	Amundi Equity Global Luxury and Lifestyle
<b>Crown rating</b>	n/a
<b>Sector</b>	Equity - International
<b>Domicile</b>	Luxembourg
<b>Fund currency</b>	USD
<b>Unit currency</b>	USD
<b>Launch date</b>	24-Jun-2011
<b>Fund size</b>	n/a
<b>Primary asset class</b>	Equity
<b>Inc / Acc</b>	Accumulating

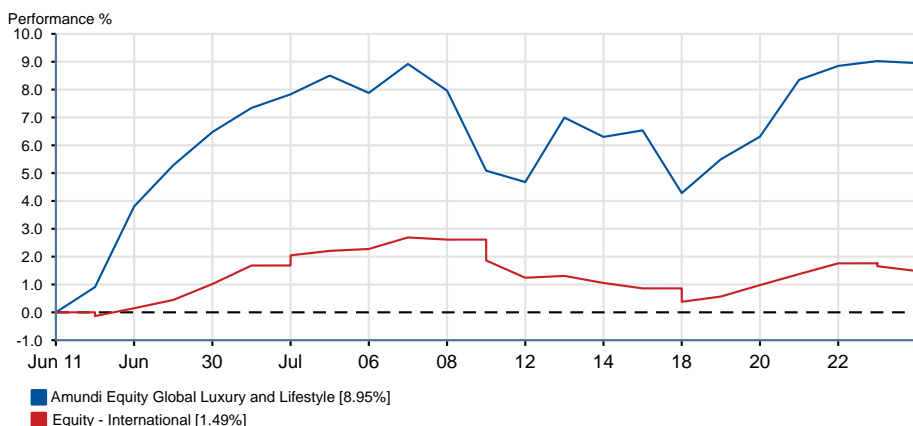
### Price and charges

<b>Mid price</b> (as at 26-Jul-2011)	USD 106.86
<b>Initial charge</b>	n/a
<b>Annual charge</b>	n/a
<b>Codes</b>	
<b>Citicode</b>	04KA
<b>SEDOL</b>	

### Management information

<b>Address</b>	5 allée Scheffer, L-2520, LUXEMBOURG
<b>Tel</b>	+35247675924 (Main Number)
<b>Website</b>	<a href="http://www.amundi.com/lux/home_cart">http://www.amundi.com/lux/home_cart</a>

### Past performance overview fund vs. sector



### Cumulative performance (%)

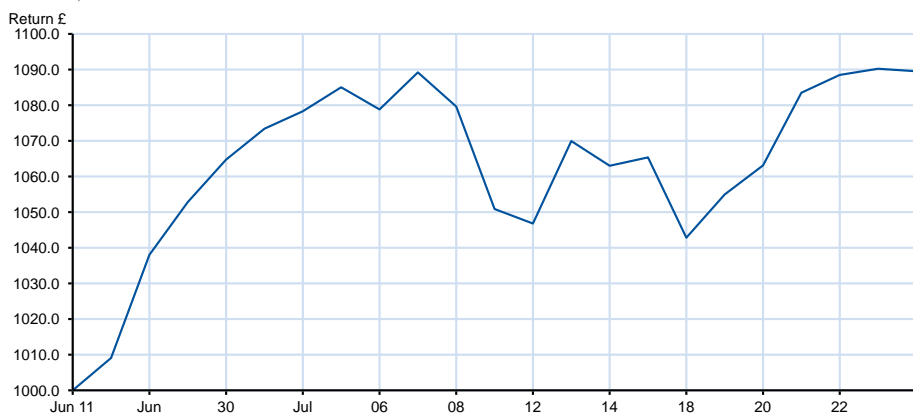
	YTD	3m	6m	1y	3ys	5ys
Amundi Equity Global Luxury and Lifestyle	n/a	n/a	n/a	n/a	n/a	n/a
Equity - International	-2.1	-2.8	-2.6	+7.0	+7.5	-1.3

### Discrete performance (%)

	YTD	2010	2009	2008	2007	2006
Amundi Equity Global Luxury and Lifestyle	n/a	n/a	n/a	n/a	n/a	n/a
Equity - International	-2.1	+10.5	+23.4	-31.8	+0.5	+6.0

### Growth of £1000 over 3 years

Total return performance of the fund rebased to 1000. Your actual return would be reduced by the cost of buying and selling the fund, and inflation.

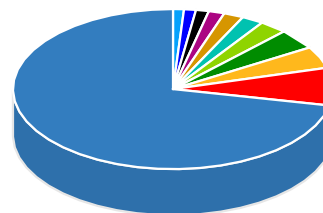


### Fund

Performance figures are calculated on a bid price to bid price basis. Price performance figures are calculated on a bid price to bid price basis with net income (dividends) reinvested. Performance figures are shown in Pound Sterling unless otherwise specified

## Asset allocation (estimated from fund's sector average)

Key	Rank	Asset class	% of Fund (30.06.2011)
A	1	International Equities	71.7
B	2	US Equities	7.6
C	3	Australian Equities	4.4
D	4	Money Market	4.1
E	5	European Equities	2.8
F	6	North American Equities	2.2
G	7	UK Equities	2.0
H	8	Japanese Equities	1.6
I	9	Europe ex UK Equities	1.3
J	10	German Equities	1.2
K	11	Swiss Equities	1.1



## Regional breakdown

No Breakdown Data available

## Sector breakdown

No Breakdown Data available

## Top ten holdings

No holdings data available